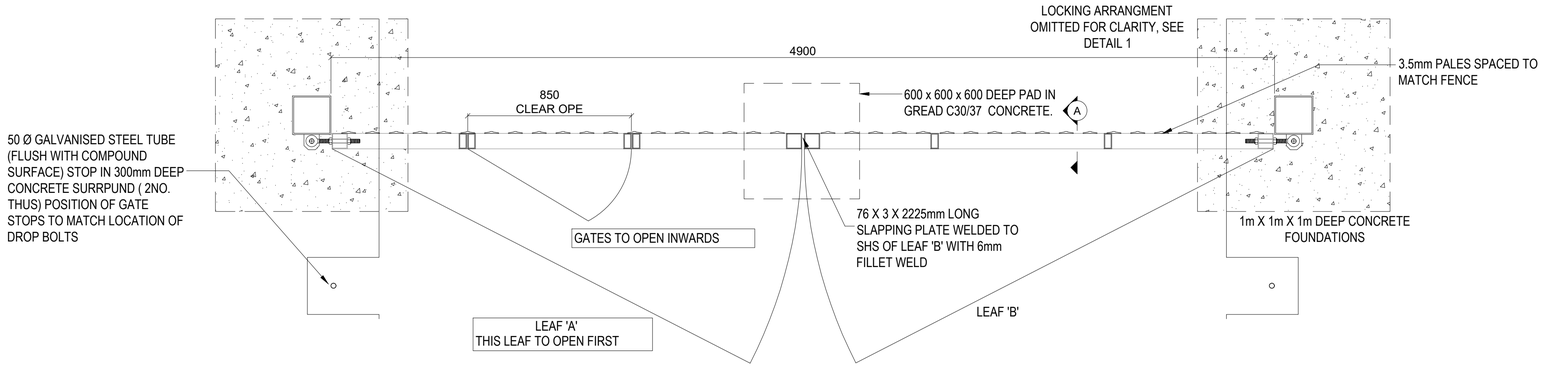

PLAN ON GATES

SCALE 1: 25

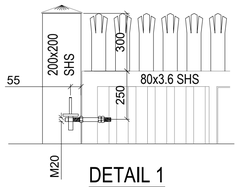

DETAIL 1

SCALE 1: 25

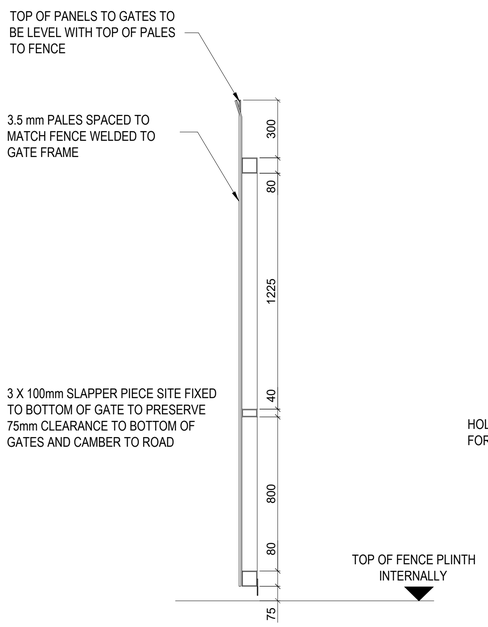

SECTION A-A

SCALE 1: 25

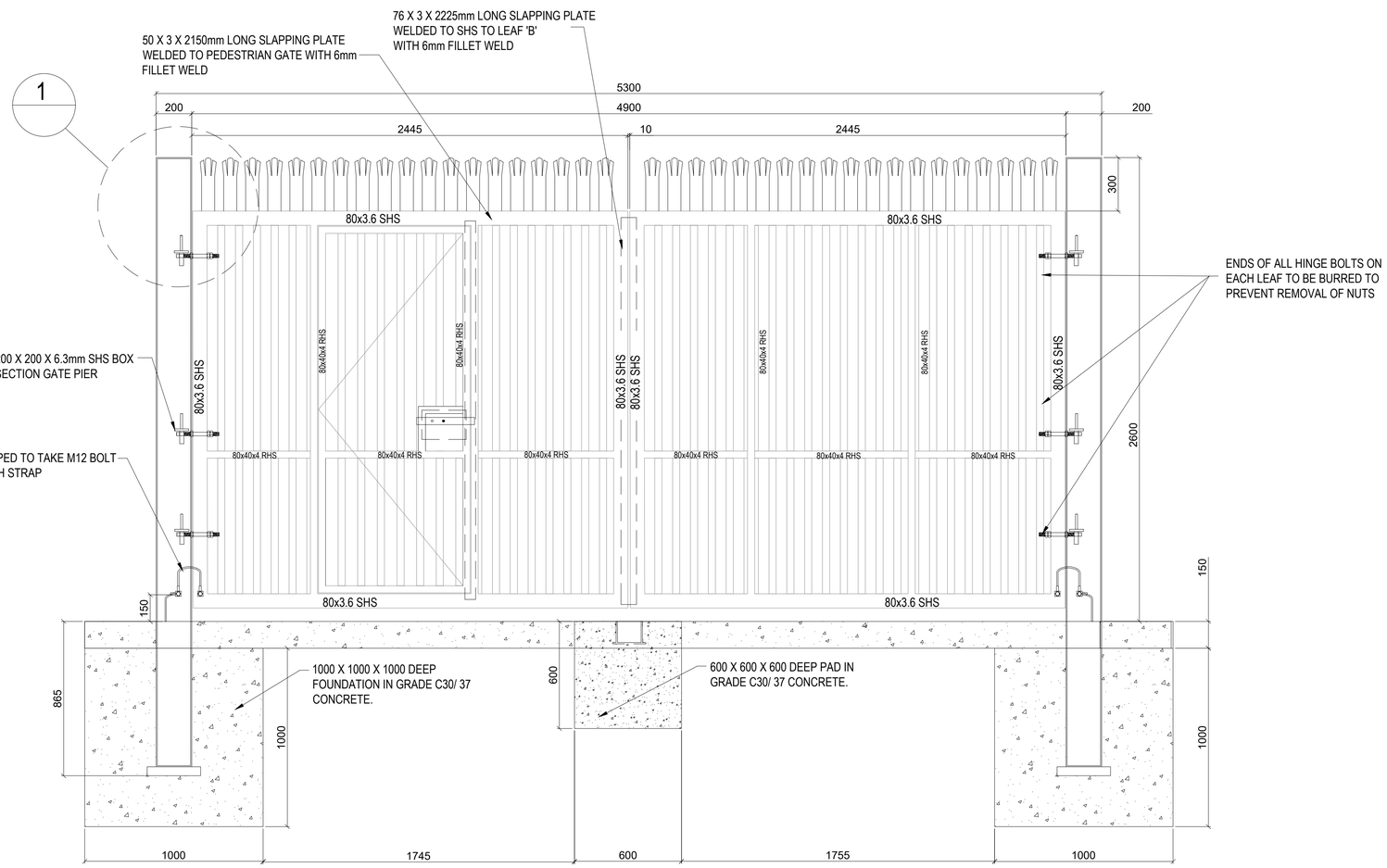

ELEVATION TO INSIDE OF GATES

SCALE 1: 25

Notes :

1. All drawings are to be read in conjunction with all relevant Specifications, Bills of Quantities, Architectural, Services and Engineering drawings.
2. Any discrepancies between these documents shall be brought to the attention of the Engineer.
3. All dimensions are in millimetres, unless noted otherwise.
4. All levels are in metres related to Ordnance Datum.
5. Drawings are not to be scaled.

REV	DATE	DESCRIPTION	BY	APP
P04	20-06-23	FOR APPROVAL	BK	IB
P03	07-06-23	FOR APPROVAL	BK	IB
P02	18-05-23	FOR APPROVAL	BK	IB
P01	12-05-23	FOR APPROVAL	BK	IB

PROJECT:
TOMSALLAGH SUBSTATION

TITLE:
COMPOUND ENTRANCE GATE DETAILS

CLIENT:
WXD ENERGY LTD.

MWP
ENGINEERING AND ENVIRONMENTAL CONSULTANTS
CORK | TRALEE | LONDON | LIMERICK
mwp.ie

DRAWN:	CHECKED:	APPROVED:
SM	BK	IB
PROJECT NUMBER: 23849	DATE: MAY-23	SCALE @ A1: AS SHOWN
STATUS DESCRIPTION: FOR APPROVAL		STATUS: S4

DRAWING NUMBER: 23849 - MWP -SS-ZZ-DR-C-0402
REV: P04